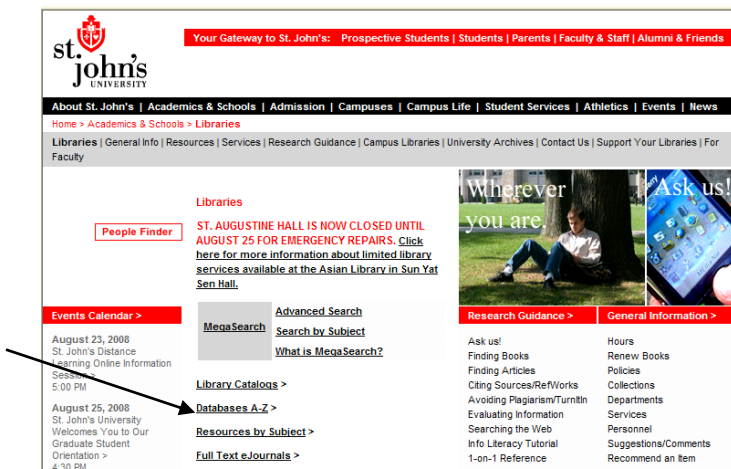


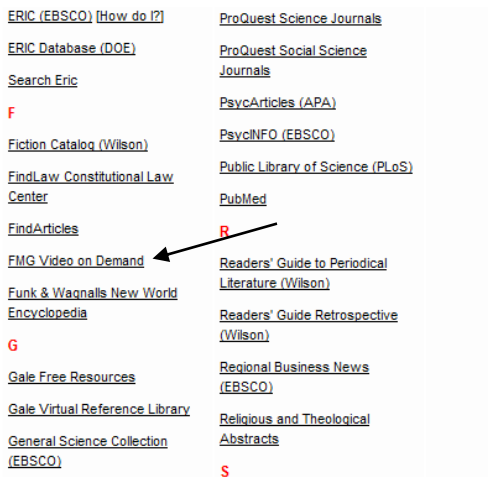
## *FMG Films On Demand* Database Guide Sheet

- From the SJT Libraries website, <http://www.stjohns.edu/academics/libraries>, select *Databases A-Z*.



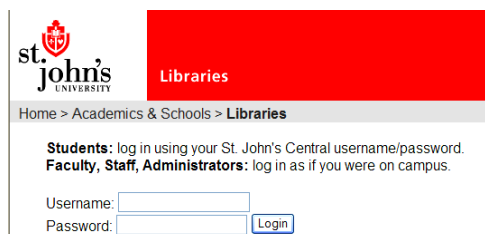
The screenshot shows the St. John's University Libraries website. At the top, there is a navigation bar with links like 'About St. John's', 'Academics & Schools', etc. Below that, a 'Libraries' section contains a 'People Finder' and a notice about August 25th. A central area features 'Wherever you are' and 'Ask us!' images. On the left, an 'Events Calendar' lists upcoming events. The main content area is divided into 'Libraries Catalogs >' (with a red arrow pointing to 'Databases A-Z >'), 'Advanced Search' (with 'MegaSearch' and 'Search by Subject'), 'Research Guidance >', and 'General Information >'.

- Scroll down and select *FMG Video On Demand*.



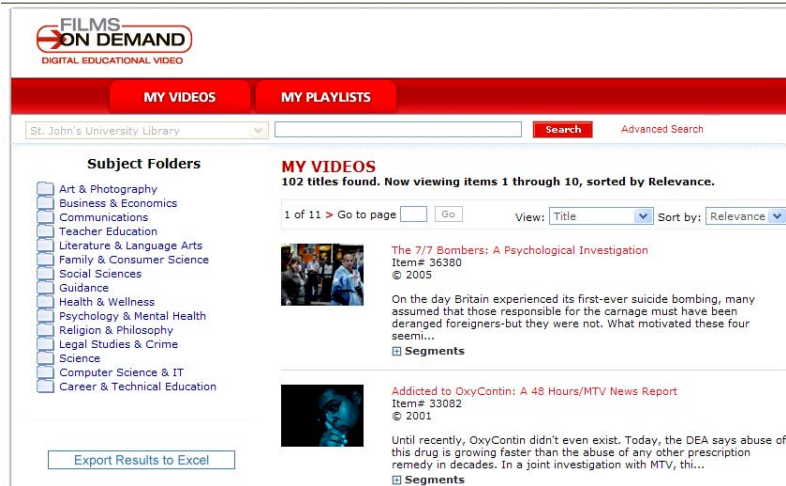
This screenshot shows a list of database links organized by letter. Under the letter 'F', the link 'FMG Video on Demand' is highlighted with a red arrow. Other links include 'ERIC (EBSCO)', 'ERIC Database (DOE)', 'Search Eric', 'Fiction Catalog (Wilson)', 'FindLaw Constitutional Law Center', 'FindArticles', 'Funk & Wagnalls New World Encyclopedia', 'Gale Free Resources', 'Gale Virtual Reference Library', and 'General Science Collection (EBSCO)'. Under the letter 'R', there are links for 'ProQuest Science Journals', 'ProQuest Social Science Journals', 'PsycArticles (APA)', 'PsycINFO (EBSCO)', 'Public Library of Science (PLoS)', 'PubMed', 'Readers' Guide to Periodical Literature (Wilson)', and 'Readers' Guide Retrospective (Wilson)'. Under the letter 'S', there are links for 'Regional Business News (EBSCO)', 'Religious and Theological Abstracts', and 'S'.

- Use your usual STJ log on information. (Our database license is for only the STJ community.)

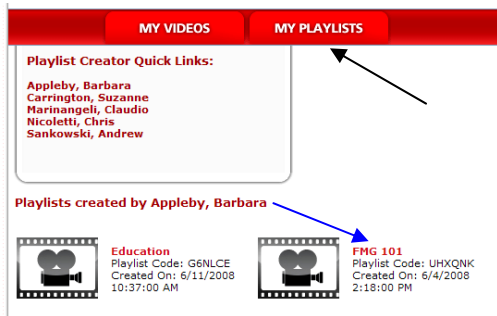



The screenshot shows the login page for St. John's University Libraries. It features the university logo and the word 'Libraries' in a red box. Below the logo, there is a navigation bar with 'Home > Academics & Schools > Libraries'. The main content area contains instructions for login: 'Students: log in using your St. John's Central username/password.' and 'Faculty, Staff, Administrators: log in as if you were on campus.' Below these instructions are input fields for 'Username:' and 'Password:', followed by a 'Login' button.

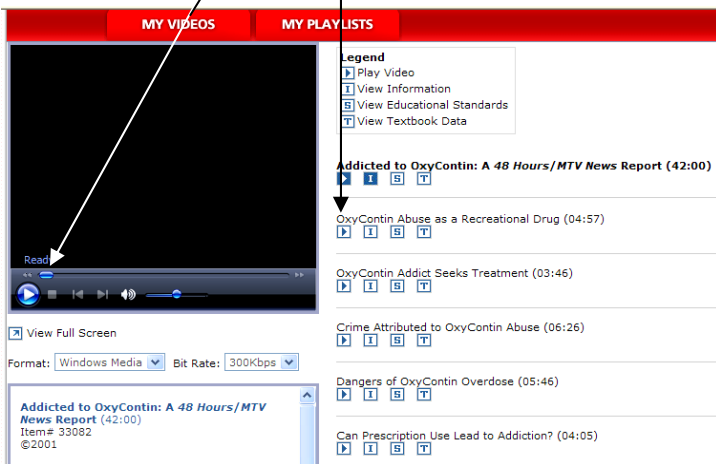
4. Anyone within STJ can view all the e-titles we currently license from this page. (*My Videos*).



\*If your teacher has told you s/he created a **playlist** for your class, 1) click the *My Playlists* tab, 2) click your teacher's name and 3) click the assigned playlist.



5. Click on the film title you would like to view. You will see a reduced viewing screen, a description of the film's contents and, to the right, a list of the film's segments. Click on the *play* button  for either the title or a segment.



6. Playback can be viewed in two sizes, reduced or full screen. (Hit *Esc* to return from full screen.) Note: The reduced screen is the clearer.