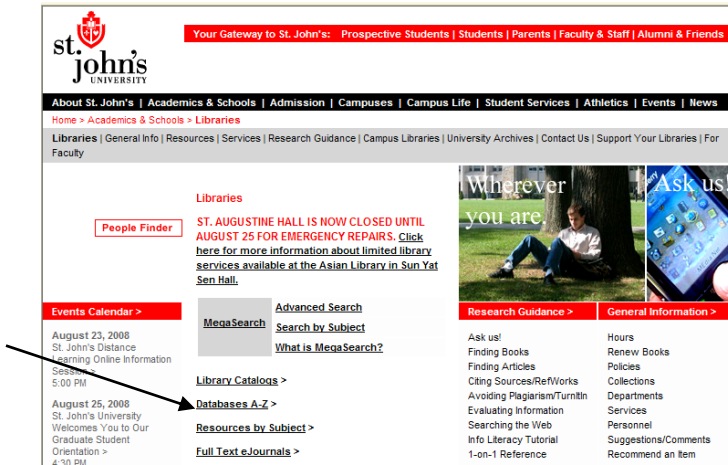
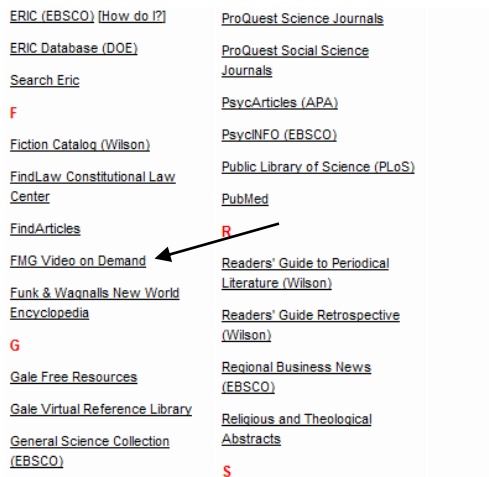


## *FMG Films On Demand* Database Guide Sheet

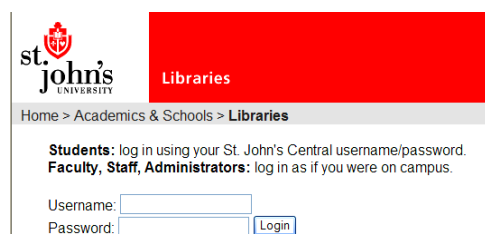
1. From the SJT Libraries website, <http://www.stjohns.edu/academics/libraries>, select *Databases A-Z*.



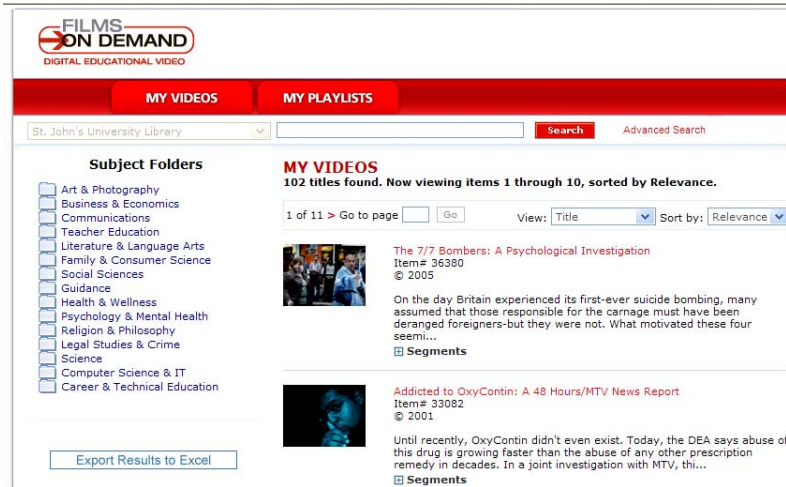
2. Scroll down and select *FMG Video On Demand*.




3. Use your usual STJ log on information. (Our database license is for only the STJ community.)

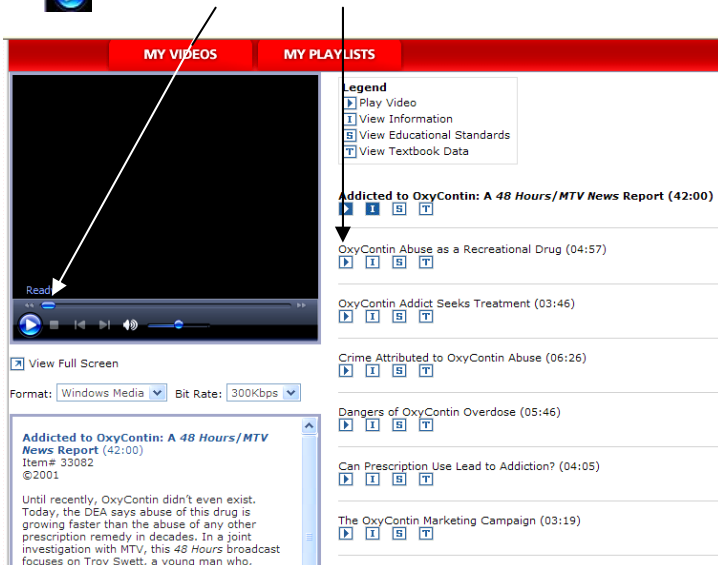


4. Anyone within STJ can view all the e-titles we currently license from this page. (*My Videos*).



★ Faculty, you have the option of having your students search through the full list to find the title(s) you have assigned OR you can lead them directly to lists you have tailored for them by creating *playlists*. If you prefer option 2, see directions for *Playlists & Passwords* on the following page.

5. Click on the film title you would like to view. You will see a reduced viewing screen, a description of the film's contents and, to the right, a list of the film's segments. Click on the *play* button  for either the title or a segment.



6. Playback can be viewed in two sizes, reduced or full screen. (Hit *Esc* to return from full screen.) Note: The reduced screen is the clearer. Be sure to take this into consideration before projecting.

Small screen viewing is ideal for class assignments, research, review and catch-up.

## Playlists & Passwords

A **playlist** is a grouping of video titles you can compile and which can be accessed by any STJ user by clicking the *My Playlists* tab at the top of every FMG page and selecting a professor's name from the list on the left.

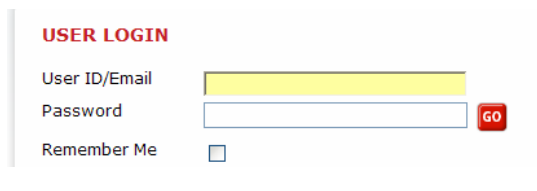


A **password** is necessary in order to create a *playlist*. Send your full name, department and e-mail address to Prof. Barbara Appleby, [applebyb@stjohns.edu](mailto:applebyb@stjohns.edu). Your FMG-generated password will be e-mailed to you. (You can change your password later.)

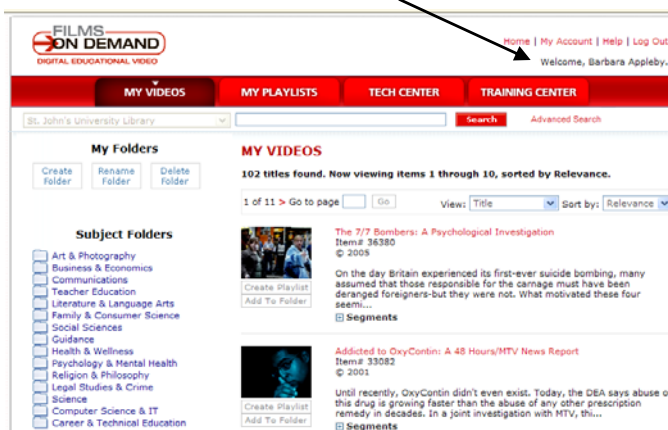
- a. Once you have your password, click on the FMG logo in the left top corner.



This new screen will ask you to log onto your individual user account. Use your STJ e-mail address and your new password and click *Go*.

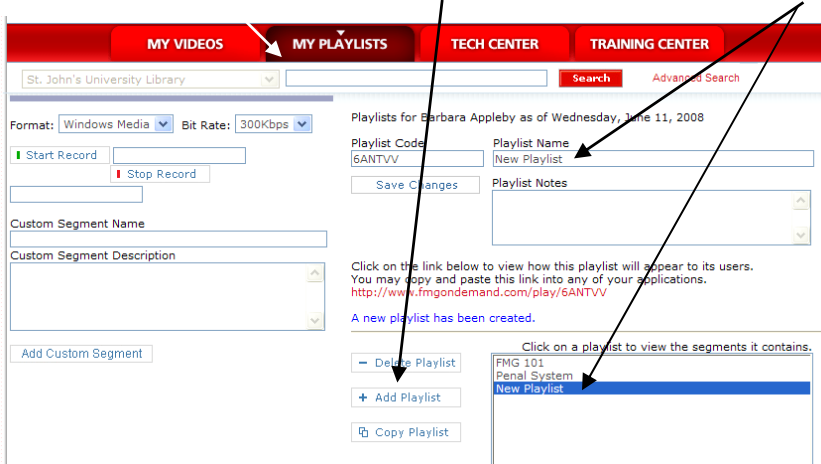


- b. You are now on your personal site from where you can set up playlists customized for your classes.

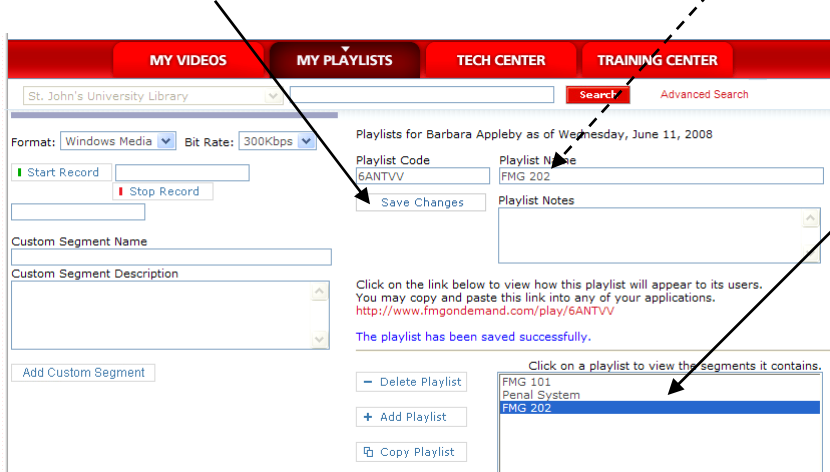


c. **Creating Playlists:**

1. Go to *My Playlists*, click *Add Playlist* and you will see *New Playlist* appear.

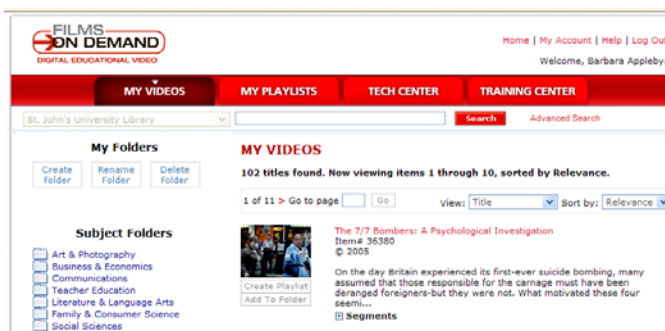


2. Write in your choice of playlist name, eg course number, subject. Click *Save Changes*, pause and click again. Your new playlist should now be listed.

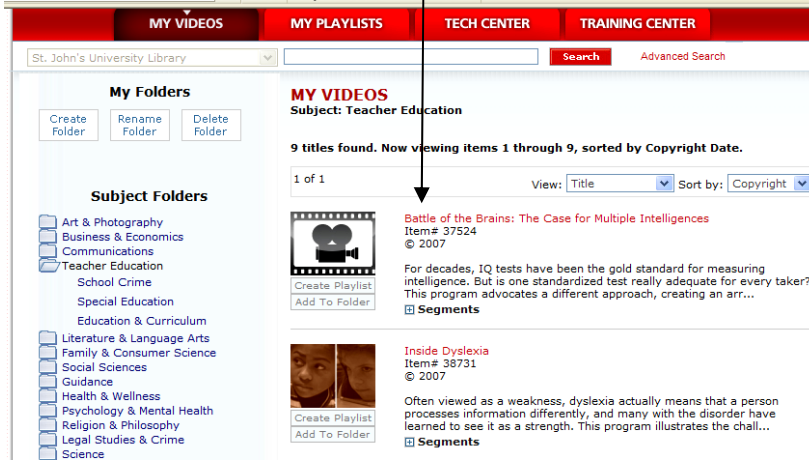


d. **Adding Film Titles To Your Playlist.**

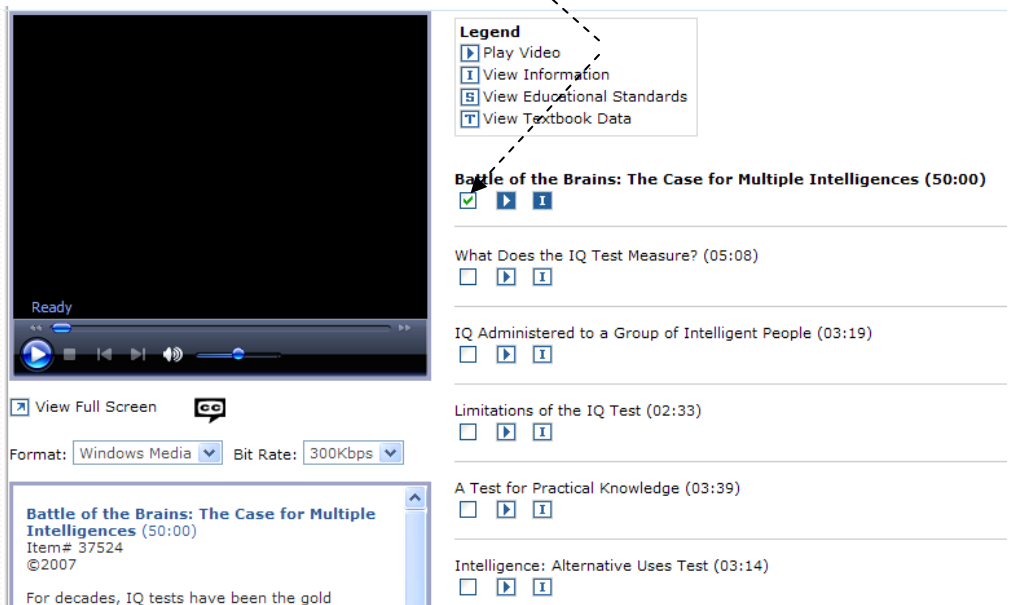
1. To fill your playlist, click on the *My Videos* tab to see all the titles STJ subscribes to. You can either scroll through the full list or use a subject folder.



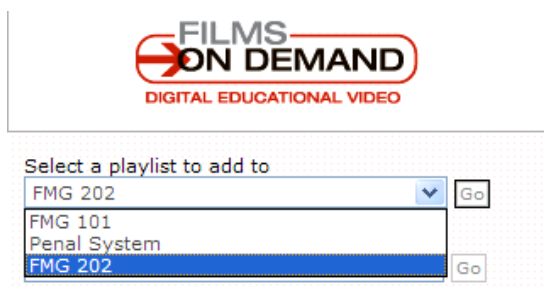
- Click a title you would like to add to your playlist and/or preview.  
Do NOT use *Create Playlist*.



- Select full film and/or segments  for your playlist, then scroll down to bottom of page and click *Add to a Playlist*.



- A drop-down menu will pop up. Select the appropriate playlist name and click *Go*.



5. Return to *My Playlists* tab and make sure your new title selection is listed on the appropriate playlist.

To see how your playlist will appear to your students, click the red URL.

Click on the link below to view how this playlist will appear to its users. You may copy and paste this link into any of your applications.  
<http://www.fmgondemand.com/play/6ANTVV>

Click on a playlist to view the segments it contains.

- Theology 102 Penal System
- FMG 202

Click on a segment to view it, move it, or delete it.

- Battle of the Brains: The Case for Multiple Intelligences

At this point, you can add to this playlist and/or create additional playlists for this or other courses.

- e. Be sure to log out.

Home | My Account | Help | Log Out  
 Welcome, Barbara Appleby.

MY VIDEOS MY PLAYLISTS TECH CENTER TRAINING CENTER

St. John's University Library Search Advanced Search

**My Folders**  
 Create Folder Rename Folder Delete Folder

**Subject Folders**  
 Art & Photography  
 Business & Economics  
 Communications  
 Teacher Education  
 Literature & Language Arts  
 Family & Consumer Science  
 Social Sciences  
 Guidance  
 Health & Wellness  
 Psychology & Mental Health  
 Religion & Philosophy  
 Legal Studies & Crime  
 Science  
 Computer Science & IT  
 Career & Technical Education

**MY VIDEOS**  
 102 titles found. Now viewing items 1 through 10, sorted by Relevance.  
 1 of 11 > Go to page [ ] Go Views: Title Sort by: Relevance

**The 7/7 Bombers: A Psychological Investigation**  
 Item# 36380  
 © 2008  
 On the day Britain experienced its first-ever suicide bombing, many assumed that those responsible for the carnage must have been deranged foreigners-but they were not. What motivated these four seem...

**Addicted to OxyContin: A 48 Hours/MTV News Report**  
 Item# 33082  
 © 2001  
 Until recently, OxyContin didn't even exist. Today, the DEA says abuse of this drug is growing faster than the abuse of any other prescription remedy in decades. In a joint investigation with MTV, th...

- f. Now, when your students log into the Libraries' FMG database, they can access their course video assignment(s) by clicking the *My Playlists* tab and, then, your name. **They do not need a special password.** A 2-page guide sheet is provided for their use.